

# Exercise Episode 015

## The Lovers Meet Scene


inspired by the song:

"Heartache on the Dance Floor" by Jon Pardi

### TASK:

Write your original lyrics about how meeting the One left your song's character's worse off than before BUT by including some little spark of hope at the end.

1. Use **past tense** to start telling the story about who your main character was before and what he was doing before he met that person they can't stop thinking about. Use past tense also to show where your character is stuck before you move to the present.
2. Use **present tense** at the last part of your song to not only connect the past with the present but to show that your character has climbed out of the hole they were stuck in.
3. Make sure your **character is not getting what they WANT** (their love interest), **but instead get what they NEED** (mature to make a better decision about their situation in life and how they can start living it again. They need to take action.)
4. Use **first-person** (pronoun "I") to make the listener connect with what your character had to go through.
5. Address the person they are referring to in the **third person**. If you dare, shift to direct address at the end of the song to establish a closer connection between the main character and his love interest.
6. Include all **five commandments**. Keep them in order this time.



---

**EPISODE 015: Beat the fairytale love song cliché and move over to the dark side**

[storiesinsongs.com/podcast/episode-015](https://storiesinsongs.com/podcast/episode-015)

## ABSTRACT BEATS as they occur in the lyrics

"Heartache on the Dancefloor"  
Jon Pardi

Heartache on the Dance Floor lyrics © Wordspring Music Llc, Sony/atv Countryside, Blongsongs, Songs Of Song Factory, Rancho Fiesta Publishing, Wordspring Music, Llc

*(First Verse)*

*Yeah, I was just hangin' out  
Some little west coast town  
Found a bar out by the sand  
So I made my way in*

**[Commandment #1: Inciting Incident  
+++ Introducing the Setting and the main character]**

*First thing that caught my eye  
Like nothin' I ever seen*

**[Commandment #2: Turning Point]**

*(Second Verse)*

*Sunburned auburn hair  
A California dream  
Yeah, she was shakin' them hips  
To some old motown song*

**[The reason WHY]**

*I couldn't say a thing  
So I sang along*

**[Commandment #3: 1st crisis]**

*(Chorus)*


*She was a heartache on the dance floor  
(Heartache on the dance floor)*

*Yeah, she's movin' through my mind  
(Movin' through my mind)*

*I gotta know her name and I got to see her again*

**[Combination of love interest's description and the feelings they evoke in the main character]**

*She's got me wonderin'  
Yeah, I'm just wonderin'  
Where she at, where she at, where she at tonight?*



---

**EPISODE 015: Beat the fairytale love song cliché and move over to the dark side**

[storiesinsongs.com/podcast/episode-015](https://storiesinsongs.com/podcast/episode-015)

*Where she at, where she at, where she at tonight?  
Ooh ooh ooh ooh ooh, yeah*

*(Third Verse)*

*So I just hung around*

**[Commandment #4: 1st Decision]**

*This little west coast town*

*I dropped by every night*

*I stayed till closin' time*

**[Not being able to let go]**

*My little mystery*

*That girl is killin' me*

**[Commandment #5: Resolution after 1st decision]**

*So I put on a song*

*Just to sing along*

*(Chorus)*

*She was a heartache on the dance floor*

*(Heartache on the dance floor)*

*Yeah, she's movin' through my mind*

*(Movin' through my mind)*

*I've gotta know her name and I got to see her again*

*She's got me wonderin', yeah I'm just wonderin'*

*Where she at, where she at, where she at tonight?*

*Where she at, where she at, where she at tonight?*

*She's got me mesmerized*

*She's all I'm thinkin' 'bout*

*All I think about, think about, think about*

*(Fourth Verse)*

*So I'm right here, right now*

*Hummin' this little song*

**[Commandment #3: 2nd Crisis]**

*If I could say a thing*


*I'd want you to know*

*(Chorus)*

*You were a heartache on the dance floor*

*(Heartache on the dance floor)*

*Yeah, you're movin' through my mind*



---

**EPISODE 015: Beat the fairytale love song cliché and move over to the dark side**

[storiesinsongs.com/podcast/episode-015](https://storiesinsongs.com/podcast/episode-015)


*(Movin' through my mind)*

*Ooh, I got to know your name, I got to see you again  
And if you're listenin', listenin', listenin'  
Where you at, where you at, where you at tonight?*

*Where you at, where you at, where you at tonight?  
Girl, I'm hangin' around this little town, yeah*

**[Commandment #4: 2nd Decision]**

*Where you go, baby  
Where you at, where you at, where you at tonight?  
Where you at, where you at, where you at tonight?  
Ooh ooh ooh ooh ooh ooh*




---

**EPISODE 015: Beat the fairytale love song cliché and move over to the dark side**

[storiesinsongs.com/podcast/episode-015](https://storiesinsongs.com/podcast/episode-015)

## ABSTRACT BEATS to use in your lyrics

- **Commandment 1: Inciting Incident: (Introducing the setting and the main character)**
  - *Establish the setting and your character at the beginning of your song by slowly letting your listener ease into your story. Make sure everything you tell your audience is relevant to your story and helps to move it forward.*
- **Commandment 2: Turning Point = Lovers first Meet**
  - *The turning point will be meeting that special girl or boy for the very first time. No matter your character's decision (approach that person or not talk to them), something needs to keep them stuck and stop them from moving on.*
- **The reason WHY**
  - *'The reason WHY' refers to the cause of why your main character won't be able to act (make a better decision in their upcoming crisis) and why they will get stuck in their false hope. So you basically show why their love interest is so great/interesting/unreachable/amazing ...*
- **Commandment 3: 1st Crisis**
  - *You can leave out the first crisis. But make sure to include the turning point and the first decision your character makes in order to show the listener how your character got stuck in their situation.*
- **Commandment 4: 1st Decision**
  - *Show your character's lack of action by not making him use his chance when it presented itself. This decision is why your character has to deal with being stuck in the following verse.*
- **Commandment 5: 1st Resolution**
  - *The resolution is the big hole the character fell in after their first decision not to use their chance.*
- **Not being able to let go.**
  - *Emphasize the ongoing circle of missing out on life each day by wasting away, hoping for something that might never happen.*
- **Commandment 3: 2nd Crisis**
  - *It's not necessary to include the crisis by showing the character weighing his/her options. But it should be clear that the character is missing out on living his life if they continue the path they're on.*
- **Commandment 4: 2nd Decision**
  - *Show the character's decision by an action they are taking that shows they are taking the first step to move on or do something about their situation.*
- **Commandment 5: 2nd Resolution**
  - *You don't need to include a resolution. But you can imply a hint - even if it's just between the lines.*



---

**EPISODE 015: Beat the fairytale love song cliché and move over to the dark side**

[storiesinsongs.com/podcast/episode-015](https://storiesinsongs.com/podcast/episode-015)

## YOUR TURN

Write your song considering the given constraints and using the abstract beats.



---

**EPISODE 015: Beat the fairytale love song cliché and move over to the dark side**

[storiesinsongs.com/podcast/episode-015](https://storiesinsongs.com/podcast/episode-015)