

Exercise Episode 012


The Lovers Meet Scene

inspired by the song:
"Crazy for You" by Madonna

TASK:

Create an original and enticing "Lovers Meet" scene inspired by Madonna's song "Crazy for You."

1. Use present tense since that is the tense that creates the feeling of being caught in the moment with the character in the song.
2. Write a short moment in time without any look into the future that shows the change from being left out / alone to have become part of something / being together. Focus on that short moment and put the character's action in the foreground.
3. Use **direct address** (pronouns "I" and "You") although your character only speaks in their own mind to the person they are attracted to.
4. Include a **specific problem** the character has to deal with in your song, especially by focusing on feeling overwhelmed by that person's attraction. What does this feeling result in? Be creative.
5. Do not let the character in your song overthink the situation. Show that they feel that something is different or is overcoming them, but don't let them start an inner monologue about it.
6. Include all **five commandments**. But they do not have to be in order. You can switch them up between your verses, chorus, and pre-chorus.
 - a. So the inciting incident of your character is establishing an event that the character in your song anticipates. That's his/her status quo. Ask yourself: Where are they off to? Where are they heading?
 - b. The turning point will be meeting that special girl or boy for the very first time.
 - c. The crisis can be as short as "Trying hard to control my heart". After all, we don't want to let the character analyze anything.
 - d. Show the character's decision.
 - e. Include a resolution letting your audience know how it all turned out. Do that by showing how your character is not alone anymore. What are your two lovebirds doing? Don't skip ahead in time. Continue to stay in the moment.
7. The song must **end positively**.



EPISODE 012: AN UNSPOKEN TRUTH TO WRITING ENTICING LYRICS
storiesinsongs.com/podcast/episode-012

8. Use “**Show**, don’t Tell” by replacing common words with action verbs that speak to our senses or show motion. The goal is to let your listeners experience the situation in your character’s shoes.

ABSTRACT BEATS as they occur in the lyrics

"Crazy for You"
Madonna

Crazy for You lyrics © Warner Chappell Music, Inc, Universal Music Publishing Group

(First Verse)

*Swaying room as the music starts
Strangers making the most of the dark
Two by two their bodies become one*

**[Status Quo + Commandment #1 - Inciting Incident (hint)
+ Establishing the Setting]**

*I see you through the smokey air
Can't you feel the weight of my stare*

[Commandment #2 = Turning Point: Lover's Meet]

*You're so close but still a world away
What I'm dying to say, is that*

(Chorus)

*I'm crazy for you
Touch me once and you'll know it's true
I never wanted anyone like this
It's all brand new
You'll feel it in my kiss*

[Confessing a secret wish]

I'm crazy for you, crazy for you

(Second Verse)

Trying hard to control my heart


[Commandment #3 - Crisis]

I walk over to where you are

[Commandment #4 - Decision]

Eye to eye we need no words at all

*Slowly now we begin to move
Every breath I'm deeper into you*



Soon we two are standing still in time
[Commandment #5 - Resolution]
If you read my mind, you'll see

(Chorus)

I'm crazy for you
Touch me once and you'll know it's true
I never wanted anyone like this
It's all brand new
You'll feel it in my kiss
You'll feel it in my kiss
Because I'm crazy for you


Touch me once and you'll know it's true
I never wanted anyone like this
It's all brand new
You'll feel it in my kiss
I'm crazy for you
Crazy for you
Crazy for you
Crazy for you

It's all brand new, I'm crazy for you
And you know it's true
I'm crazy, crazy for you
It's all brand new, I'm crazy for you
And you know it's true
Yeah, I'm crazy for you
Crazy for you, baby




ABSTRACT BEATS to use in your lyrics

- **Establishing the Setting**
 - *Show your audience where exactly your story moment takes place. Is it in a bar? Dance Academy? An office? In the wilderness? On the battlefield? Be creative and show the action/movement right from the start.*
- **Status Quo**
 - *Refer to the starting position by creating a contrast to how the situation will change.*
- **(Commandment 1: Inciting Incident: Anticipated Event of the main character)**
 - *It's enough to hint at it or leave it out. If you leave it out, make sure you establish the status quo so that the change between beginning and ending gets visible.*
- **Commandment 2: Turning Point = Lovers first Meet**
 - *Seeing that other person will make your character feel overwhelmed by their feelings. Show the tension. The attraction. Make it enticing.*
- **Commandment 3: Crisis**
 - *Only hint at the crisis by showing that the character is aware that they have lost control and their heart is in command.*
- **Commandment 4: Decision**
 - *Here's what you focus on: What is the action of your character because they can't resist the pull of the person they are soooo attracted to?*
- **Commandment 5: Resolution**
 - *How do your two lovebirds get together? Are they kissing? Are they hooking up? Is there just eye contact?*
- **Confessing a secret wish**
 - *What is the one thought on your character's mind after having seen/met that special person?*



YOUR TURN

Write your song considering the given constraints and using the abstract beats.



EPISODE 012: AN UNSPOKEN TRUTH TO WRITING ENTICING LYRICS

storiesinsongs.com/podcast/episode-012